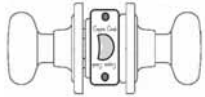
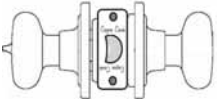
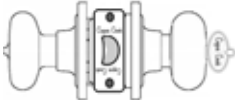
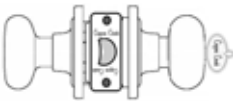



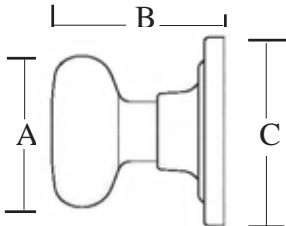
PP Heritage Knob Functions

	4020-Passage	Both knobs always free turning to retract latch. No locking operation.
	4030-Privacy	Inside turn-piece locks or unlocks both knobs. Knob also unlocked by rotating the outside privacy mechanism.
	4040-Entry	Outside key or inside turn-piece locks or unlocks both knobs.
	4050-Storeroom	Inside knob is free turning. Outside knob is always locked and can only be unlocked with key inserted & turned.
	4090-Dummy	No Operation. Used as pull or decorative trim only.

PP Heritage Knob Specifications

Latches	Steel adjustable Round Corner standard (RCAL) 1" x 2-1/4", Square Corner (SCAL) and Drive-in (RFL) optional.
Strikes	Full Lip Round Corner standard (RCS) Square Corner Optional
Cylinder	Solid Brass 5 pin plug, with KW1 keyway.
Door Prep	1" Edge Bore, 1" x 2-1/4" Latch mortise, 2-1/8" cross bore on face of door.
Door Thickness	Minimum 1-3/8", maximum 1-3/4" door thickness.
Handing	All EP-Series knobs are non-handed operation.
U.L.	Available U.L. latch (PT-ULKT02). Allows any HK knob to meet 20 minute, 45 minute, or 90 minute requirements.

PP Heritage Knob Dimensions

	A	B	C
	2-1/4"	2-5/16"	2-3/4"